

TiLite[®] X

Aluminium folding manual wheelchair



permobil

TiLite[®] Z

Aluminium rigid manual wheelchair



permobil

It's your TiLite

Introducing TiLite X and TiLite Z: truly personalised mobility with over 1 billion possible configurations and streamlined assembly, without compromising our signature quality and best-in-class performance.

With reduced transport weights and ultimate adjustability, these chairs are sure to adapt to your changing seating and mobility needs.



TiLite X



New flip-back or removable T-style armrest

Reinforced Aluminium Push/Pull wheel locks standard

Re-designed frame and cross brace for best-in-class transport weight and performance

GearLock castor adjustment

Composite SoftRoll castors standard

TiLite Z

Made just for you

Tension adjustable by strap seat sling

Easier than ever to adjust

Precision Lock castor adjustment

Composite SoftRoll castors standard




Tailored, unmatched, dependable

- Result of 25 years of experience and 3 years of development through collaboration with industry experts.
- Individually built, just for you.
- Stronger, lighter, and faster than ever.



Frame colours

High gloss paint




Red pepper Neon pink High gloss black Seafoam green Lavender dusk Blue mist Daffodil yellow

Matte textured paint




Flame orange OD green Hyper blue

Candy paint




Pomegranate red Indigo purple

Metallic paint




Tangerine metallic Acid green metallic Ocean blue metallic Black galaxy Silver streak

Matte paint



Titanium grey Black lava

Pearlescent paint



Midnight blue pearl White pearl

Component colours (TiLite Z only)

Anodised



Red Orange Blue Purple Green Gold Black

Specifications

	TiLite Z	TiLite X
Transport weight*	5.1 kg	5.5 kg
Frame material	Aluminium	Aluminium
Seat width	12" - 20"	14" - 22"
Seat depth	12" - 20"	14" - 20"
Front seat height	16" - 21"	13.5" - 20.5"
Rear seat height	13" - 20"	13" - 20"
Front frame angle	75°, 80°, 85°, or 90°	Swing Away 70°, 80°, 85°
Seat back height	9" - 20.5"	12" - 20.5"
Camber	0°, 2°, 4°, or 6°	0°, 2°, or 4°
Centre of gravity	5"	4"
Backrest angle	80° - 101°	80° - 101°
Weight limit	125 kg	Standard - 136 kg Heavy Duty - 159 kg

Transport weight is calculated based on a 16" x 16" seat dimension with 0 degrees of camber, 4" Poly castors, Comfort Company Compass 4 hardware, and standard seat upholstery. Wheel locks, and all items that can be removed without tools, such as anti-tippers, swing-away footrests, armrests, rear wheels, side guards, and seating products are excluded.