

Titanium rigid wheelchairs

TiLite[®] ZR | TiLite[®] ZRA



permobil

TiLite ZR

A fixed-frame mono-tube wheelchair for individuals who want a solid, streamlined ride with a minimalist aesthetic. Configured with TiFit, the TiLite ZR offers the highest level of configuration while keeping moving pieces to only those that are truly necessary for experienced individuals.

Custom designed and built to your specifications

Fixed or ergo seating position is custom fabricated to the user's specifications

Adjustable centre of gravity allows the individual to fine-tune the balance and feel of their chair

Straight castor arms and a redesigned castor bullet that transitions to a titanium fork stem saves weight and improves the chair's responsiveness



TiLite ZRA

A fixed-frame mono-tube wheelchair for individuals who want a TiFit configuration with unmatched strength and weight while leaving room for adjustments. The result? A wheelchair that adapts to changing seating and mobility needs.

Custom designed and built to your specifications, ergo seating available

1.25" diameter tubing to maximise performance and minimise visual impact

Adjustable castor fork angle to ensure a precision ride

Adjustable seating angle to maximise comfort

Adjustable centre of gravity to find your perfect ride balance



Tattoo options




Frame colours


High gloss paint




Candy paint



Metallic paint




Matte paint



Pearlescent paint



Matte textured paint



Component colours

Anodised



Specifications

TiLite ZR

Frame features	Titanium Mono-Tube Rigid, TiFit, limited adjustability
Total chair width*	23"
Seat width	10" – 20"
Front seat width (seat taper)	0", 1.5", 2.5"
Seat depth Ergonomic seat	10" – 20" 5" – 9"
Front seat height	16" – 21"
Rear seat height	12.5" – 20"
Front frame angle	70°, 75°, 80°, 85°, or 90°
Camber	0°, 2°, 4°, or 6°

Centre of gravity adjustment	2.5" from 0" – 5" position
Folding seat back	Adj. height 9.5" – 22" Adj. angle 80° – 101°
Fixed seat back	Fixed height 8" – 20" Fixed angle 80° – 101°
Transit options	Transport bracket
Transport weight*	4.9 kg
Weight limit	Standard - 120 kg Heavy duty - 136 kg

TiLite ZRA

Frame features	Titanium Mono-Tube Rigid, TiFit, full adjustability
Total chair width*	23"
Seat width	10" – 20"
Front seat width (seat taper)	0", 1.5", 2.5"
Seat depth	10" – 20"
Front seat height	16" – 21"
Rear seat height	12.5" – 20"
Front frame angle	70°, 75°, 80°, 85°, or 90°

Camber	0°, 2°, 4°, 6°, 8° or 12°
Centre of gravity adjustment	6"
Folding seat back	Adj. height 9.5" – 22" Adj. angle 80° – 101°
Ergonomic seat	6", 7", 8"
Transit options	Transit tie-down
Transport weight*	5.1 kg
Weight limit	Standard - 120 kg Heavy duty - 136 kg

*Weights and widths based on 16" x 16" chair with 0° camber, wheel locks, folding backrest, minimum rear wheel spacing and all standard features. Rear wheels are not included in transport weight. For reference, a pair of standard 24" rear wheels weighs 3.3 kg.