

Aluminium dual-tube rigid wheelchair

TiLite[®] Aero T

Adjustable seating angle
to maximise comfort

Find your perfect
ride balance with
our adjustable
centre of gravity

Custom designed
and built to your
specifications, also
available with ergo seating

Dual-tube geometry
provides better load
distribution and less
frame flex

Adjustable castor
fork angle to ensure
a precise ride

permobil



Tattoo options




Frame colours

High gloss paint




Red pepper Neon pink High gloss black Seafoam green Lavender dusk Blue mist Daffodil yellow

Candy paint




Pomegranate red Indigo purple

Metallic paint




Tangerine metallic Acid green metallic Ocean blue metallic Black galaxy Silver streak

Matte paint



Titanium grey Black lava

Pearlescent paint



Midnight blue pearl White pearl

Matte textured paint



Flame orange OD green Hyper blue

Component colours

Anodised



Red Orange Blue Purple Green Gold Black

Specifications

Frame features	Aluminium Dual-Tube Rigid, TiFit, full adjustability
Total chair width*	23"
Seat width	12" – 20"
Front seat taper	0", 1", 2", 3"
Seat depth	12" – 20"
Front seat height	15" – 21"
Rear seat height	13" – 21"
Front frame angle	70°, 75°, 80°, 85°, or 90°
Camber	0°, 2°, 4°, or 6°

Centre of gravity adjustment	5"
Folding seat back	Adj. height 9.5" – 22" Adj. angle 80° – 101°
Ergonomic seat	6", 7", 8"
Transit options	Q-Strait® approved
Transport weight*	5.4 kg
Weight limit	Standard - 120 kg Heavy duty - 159 kg

* Weights and widths based on 16" x 16" chair with 0° camber, minimum rear wheel spacing and all standard features. Rear wheels are not included in transport weight. For reference, a pair of standard 24" rear wheels weighs 3.3 kg.